



Pathology



Weedon's Skin Pathology , 4th Edition

By *Patterson*

Product Type: Expert Consult

Price: €287.00

Subject Area: Medicine - Pathology


"The latest update of this book is well written and is frequently used for our problematic skin cases." By PathLab.org, March 2015

ISBN-13:

9780702051838

Publication Date:

12/01/2015



Robbins and Cotran Pathology Flash Cards , 2nd Edition

By *Klatt & Mitchell*

Product Type: Card Packs

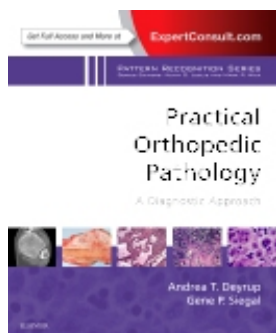
Price: €31.99

Subject Area: Medicine - Pathology

Taken from the Robbins text and Klatt's own extensive collection, these 350 brilliantly illustrated flash cards present gross, photomicrographic, and radiologic images that allow you to test yourself on key pathologic information, facts, and functions. Designed to help you master what you need to know, both sides of each card present a clinical vignette (700 in all), an image or diagram, two to five questions, and an explanation to the questions on the opposite side. To further enhance your learning experience, you'll have anytime, anywhere access to the flash cards, as well as any other Student Consult title you own, online at www.studentconsult.com.



Pathology



ISBN-13:
9781416057680
Publication Date:
09/04/2015

Practical Orthopedic Pathology: A Diagnostic Approach

A Volume in the Pattern Recognition Series


By Deyrup & Siegal

Product Type: Expert Consult

Price: €224.99

Subject Area: Medicine - Pathology

Apply a **systematic pattern recognition approach** to **achieve more accurate diagnoses** of both neoplastic and non-neoplastic diseases of the musculoskeletal system. Andrea Deyrup, MD, PhD and Gene P. Siegal, MD, PhD use a practical, pattern-based organization that helps you **efficiently and confidently evaluate even the most challenging histologic specimens.**



ISBN-13:
9781437714227
Publication Date:
09/04/2015

Gynecologic and Obstetric Pathology

A Volume in the High Yield Pathology Series

By Crum, Hirsch, Peters III, Quick & Laury

Product Type: Expert Consult

Price: €189.99

Subject Area: Medicine - Pathology

Part of the growing *High-Yield Pathology Series*, **Gynecologic and Obstetric Pathology** is designed to help you **review the key features** of ob/gyn specimens, **recognize the classic look of each disease**, and **quickly confirm your diagnosis**. Authors Christopher Crum, MD, Michelle S. Hirsch, MD, PhD, and William Peters III, MD, incorporate a logical format, excellent color photographs, concise bulleted text, and authoritative content to help you accurately identify hundreds of discrete disease entities affecting the female reproductive tract.

"A useful slide atlas type book for OB/GYN pathology diagnosis."

PathLab, July 2015



ISBN-13:

9781455748235

Publication Date:

28/01/2015

Intraoperative Consultation

A Volume in the Series: Foundations in Diagnostic Pathology

By *Marchevsky, Balzer & Abdul-Karim*

Product Type: Expert Consult

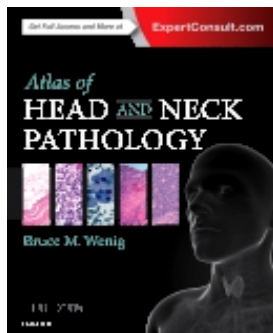
Price: €147.99

Subject Area: Medicine - Pathology

This new volume in the **Foundations in Diagnostic Pathology Series** is a highly practical and easy-to-use medical reference book for effectively approaching intraoperative consultations. Ideal for practicing pathologists and their surgical colleagues, it describes the **most efficient way to handle specimens**, how to **focus on the differential diagnosis**, and the best methods for **reporting findings**.

"I am utterly confident you will enjoy this edition and find innumerable pearls of diagnostic wisdom that will bolster your practice of intraoperative consultations."

Foreword by: John R. Goldblum, Feb 2015



ISBN-13:

9781455733828

Publication Date:

11/08/2015

Atlas of Head and Neck Pathology , 3rd Edition

By *Wenig*

Product Type: Expert Consult

Price: €286.99

Subject Area: Medicine - Pathology

Atlas of Head and Neck Pathology delivers **authoritative**, highly **visual guidance** for effectively and accurately diagnosing a wide range of head and neck problems. This comprehensive resource features extensive, **high-quality images** depicting the histologic, immunohistochemical, cytologic, and diagnostic imaging appearance of every type of head and neck pathology. With a consistent, **practical organization** and succinct, **bulleted format**, the Atlas continues to be the resource general pathologists and specialists count on for reliable, **easy-to-find** answers.



Pathology



ISBN-13:

9780723438557

Publication Date:

12/01/2015

Crash Course Pathology Updated Print + eBook edition , 4th Edition

By Xiu

Product Type: Softcover

Price: €33.99

Subject Area: Medicine - Pathology

The (printed) 'Updated Edition' now comes with added value access to the complete, downloadable eBook version via Student Consult. Search, read and revise whilst on the move and use the interactive self-assessment to test your understanding. *Crash Course* - a more flexible, practical learning package than ever before.

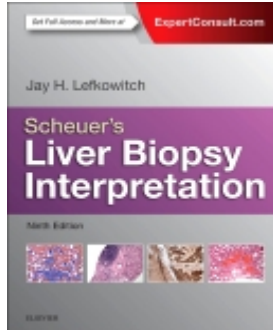
Crash Course - your effective every day study companion PLUS the perfect antidote for exam stress! Save time and be assured you have all the information you need in one place to excel on your course and achieve exam success.

A winning formula now for over 15 years, each series volume has been fine tuned and fully updated, with an improved layout tailored to make your life easier. Especially written by senior medical students or recent graduates - those who have just been in the exam situation - with all information thoroughly checked and quality assured by expert faculty advisers, the result are books which exactly meet your needs and you know you can trust.

Pathology is the study of disease and is therefore central to all of medicine. This volume clearly introduces the principles of pathology, then goes on to examine the specific pathology of all of the major body systems. It provides full coverage of the curriculum whilst avoiding unnecessary and often confusing detail. Related topics are integrated throughout and this book will certainly help you in all aspects of your medical course. A fully revised self-assessment section matching the latest exam formats is also included.



Pathology



ISBN-13:
9780702055485
Publication Date:
17/07/2015

Scheuer's Liver Biopsy Interpretation , 9th Edition


By *Lefkowitz*

Product Type: Hardcover

Price: €129.99

Subject Area: Medicine - Pathology

For more than 40 years, *Scheuer's Liver Biopsy Interpretation* has been the pathologist's go-to resource for help in solving diagnostic problems at the microscope. The 9th Edition brings you fully up to date in the field, with **coverage of new diagnostic tools, new information on drug-induced liver injury and cytopathology, and many new high-quality illustrations**. Throughout the text, you'll find **technical tips, diagnostic clues, and pearls** that reflect the extensive experience and insight of the late Dr. Peter Scheuer and internationally renowned author Dr. Jay Lefkowitz, making this new edition your standard bench-side guide to today's liver biopsy diagnosis.



ISBN-13:
9780323287807
Publication Date:
08/10/2015

Autopsy Pathology: A Manual and Atlas , 3rd Edition

By *Connolly, Finkbeiner, Ursell & Davis*

Product Type: Hardcover

Price: €181.99

Subject Area: Medicine - Pathology

A **mainstay for pathology residents**, *Autopsy Pathology* is designed with a uniquely combined **manual and atlas format** that presents today's most complete coverage of performing, interpreting, and reporting post-mortem examinations. This lasting and useful medical reference book offers a **practical, step-by-step approach** to discussing not only the basics of the specialty, but the performance of specialized autopsy procedures as well.



ISBN-13:
9780323261913
Publication Date:
04/02/2015

Dermatopathology

A Volume in the Series: Foundations in Diagnostic Pathology , 2nd Edition

By *Busam*

Product Type: Expert Consult

Price: €147.99

Subject Area: Medicine - Pathology

Dermatopathology volume in the Foundations in Diagnostic Pathology series provides the reader with the full gamut of knowledge in an affordable and practical format. It features highly templated and illustrated chapters, and employs a wealth of boxes and tables to provide the reader with the necessary information on all aspects of a pathologic entity: clinical features, pathologic features (gross and microscopic), ancillary studies, differential diagnosis, prognostic and therapeutic considerations, and selected bibliography. It includes coverage of metabolic, systemic, allergic, infectious, and inflammatory skin diseases, as well as in-depth coverage of skin tumors.



ISBN-13:
9780323188272
Publication Date:
07/01/2015

Genitourinary Pathology

A Volume in the Series: Foundations in Diagnostic Pathology , 2nd Edition

By *Zhou & Magi-Galluzzi*

Product Type: Expert Consult


Price: €147.99

Subject Area: Medicine - Pathology

"A useful general textbook of GU pathology." By PathLab.org, March 2015



Pathology



ISBN-13:
9780323023962
Publication Date:
23/10/2015

Dorfman and Czerniak's Bone Tumors , 2nd Edition

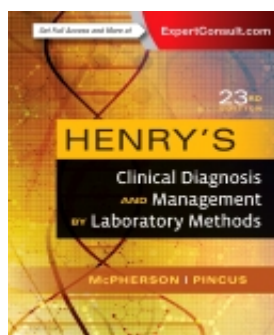
By *Czerniak*

Product Type: Expert Consult

Price: €72.99

Subject Area: Medicine - Pathology

The second edition of *Dorfman and Czerniak's Bone Tumors* brings together the latest data available on bone tumor pathology, making it the most comprehensive and encyclopedic reference on the **epidemiology**, **clinical**, **pathologic**, and **molecular** aspects of bone tumors. Now offered in **full color** and featuring **updated imaging throughout**, this one-of-a-kind resource provides a highly visual review of every disorder - from the **common to the rare**.



ISBN-13:
9780323295680
Publication Date:
20/05/2016

Henry's Clinical Diagnosis and Management by Laboratory Methods , 23rd Edition


By *McPherson & Pincus*

Product Type: Hardcover

Price: €147.99

Subject Area: Medicine - Pathology

Recognized as the definitive reference in laboratory medicine since 1908, *Henry's Clinical Diagnosis* continues to offer state-of-the-art guidance on the scientific foundation and clinical application of today's complete range of laboratory tests. Employing a multidisciplinary approach, it presents the newest information available in the field, including **new developments in technologies** and the **automation platforms** on which measurements are performed.



ISBN-13:
9781416057697
Publication Date:
01/08/2016

Practical Cytopathology: A Diagnostic Approach to Fine Needle Aspiration Biopsy

A Volume in the Pattern Recognition Series

By *Field & Zarka*

Product Type: Hardcover

Price: €219.99

Subject Area: Medicine - Pathology

Employing a systematic pattern recognition approach, **Practical Cytopathology: A Diagnostic Approach** equips you to achieve a more accurate diagnosis of aspirated and exfoliative tissue samples from all available body organs and sites. Part of the popular *Pattern Recognition Series*, this volume is designed to successfully guide you from identification of the dominant cytopathologic pattern, through the appropriate work-up, around the pitfalls, to the best diagnosis.



ISBN-13:
9781455754168
Publication Date:
05/08/2016

Pocket Companion to Robbins & Cotran Pathologic Basis of Disease, 9th Edition

By *Mitchell, Kumar, Abbas & Aster*

Product Type: Softcover


Price: €30.99

Subject Area: Medicine - Pathology

This pocket companion offers rapid, portable access to the most important pathology facts and concepts from ***Robbins and Cotran Pathologic Basis of Disease, 9th Edition***. It distills the key concepts and principles of pathology into a condensed, at-a-glance format, making it the perfect pocket-sized reference for quick review anytime!



Pathology



ISBN-13:
9780323296137
Publication Date:
01/09/2016

Hematopathology , 2nd Edition
By Jaffe, Harris, Arber, Campo & Quintanilla-Fend
Product Type: Hardcover
Price: €19.99
Subject Area: Medicine - Pathology

The authors, primary architects of the World Health Organization schema for classifying lymphoid and myeloid entities, provide state-of-the-art information on all organs in the hematopoietic system. They integrate coverage of traditional morphology and cytology with the many advances in immunologic and molecular/genetic testing. With a focus on the differential diagnostic features of each disease category, this new reference reflects practice today.



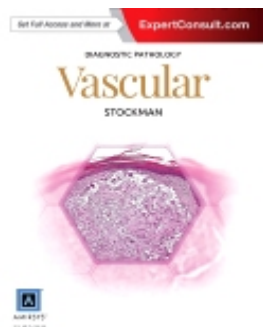
ISBN-13:
9780323376730
Publication Date:
10/10/2015

Diagnostic Pathology: Gastrointestinal , 2nd Edition
By Greenson
Product Type: Hardcover
Price: €189.99
Subject Area: Medicine - Pathology

Part of the highly regarded Diagnostic Pathology series, this updated volume by Joel K. Greenson, MD, is a **visually stunning, easy-to-use reference** covering all aspects of gastrointestinal pathology. Outstanding images - including gross pathology, a wide range of pathology stains, and detailed medical illustrations - make this an **invaluable diagnostic aid** for every practicing pathologist, resident, or fellow.



Pathology



ISBN-13:
9780323376747
Publication Date:
19/11/2015

Diagnostic Pathology: Vascular

By *Stockman*

Product Type: Hardcover

Price: €227.99

Subject Area: Medicine - Pathology

Diagnostic Pathology: Vascular offers a specific focus on vascular pathology, making it ideal for the practicing pathologist, dermatologist, pediatrician, or trainee. This easy-to-use, comprehensive reference book takes a **multidisciplinary approach to diagnosis** and boasts **superior medical images** - including radiology, gross pathology, and clinical photographs - on a wide variety of rare entities. This is your essential guide to understanding vascular pathology and diagnosis!



ISBN-13:
9780323376754
Publication Date:
10/10/2015

Diagnostic Pathology: Soft Tissue Tumors , 2nd Edition

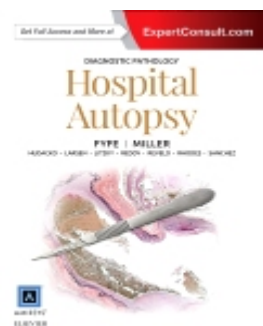
By *Lindberg*

Product Type: Hardcover

Price: €227.99

Subject Area: Medicine - Pathology

"I'd strongly recommend this book to both pathology residents and seasoned diagnostic pathologists alike." By Todd Stevens, Oct 2015



ISBN-13:
9780323376761

Diagnostic Pathology: Hospital Autopsy

By *Fyfe & Miller*

Product Type: Hardcover

Price: €174.99

Subject Area: Medicine - Pathology


Diagnostic Pathology: Hospital Autopsy, a volume in the highly regarded *Diagnostic Pathology* series, is the **first** reference to present autopsy pathology in the way in which it is practiced clinically. The **unique approach** in presenting classic autopsy techniques also emphasizes the role of molecular studies and other laboratory and ancillary tests



Pathology

Publication Date:
30/10/2015

(cytology, radiographic analysis) not commonly thought of during autopsy practice. The practices covered will help **maximize diagnostic information** from each and every autopsy. Complete coverage of **every aspect of autopsy practice**-including clinical presentation with chart review, technical and diagnostic aspects of autopsy performance, and reporting-makes this **an invaluable guide** for the resident in training and practicing pathologist.



ISBN-13:
9780323376778
Publication Date:
29/07/2015

Diagnostic Pathology: Infectious Diseases

By Milner

Product Type: Hardcover

Price: €174.99

Subject Area: Medicine - Pathology

Diagnostic Pathology: Infectious Diseases takes a comprehensive look at **infectious diseases**, their **anatomic manifestations**, and **how to ensure a complete and accurate sign out at the microscope**. A user-friendly chapter landscape and thousands of high-quality images combine to make this medical reference book a key companion for the general surgical pathologist or resident in training.



ISBN-13:
9780323376785
Publication Date:
30/10/2015

Diagnostic Pathology: Molecular Oncology

By Vasef & Auerbach

Product Type: Hardcover


Price: €250.99

Subject Area: Medicine - Pathology

This volume in the highly regarded *Diagnostic Pathology* series provides a **clearer understanding** of molecular pathology as it relates to the transformation and pathogenesis of cancer. *Diagnostic Pathology: Molecular Oncology* is the **first** reference to apply a **practical and clinical approach** to examining how molecular mutations affect common medical diseases. Additionally, it identifies the **relevant and appropriate molecular tests** to perform for a complete work-up in the era of molecular-targeted therapies. **Easy to use and packed with outstanding illustrations**, this is an essential resource for all pathologists or clinicians who need to keep up with the ever-evolving field of molecular medicine.



Pathology



ISBN-13:
9780323377072
Publication Date:
30/10/2015

Diagnostic Pathology: Kidney Diseases , 2nd Edition


By Colvin & Chang

Product Type: Hardcover

Price: €250.99

Subject Area: Medicine - Pathology

Part of the highly regarded *Diagnostic Pathology* series, this updated volume is a **visually stunning, easy-to-use reference** covering all aspects of common and rare renal diseases and their variants. Outstanding images—including gross and microscopic pathology, a wide range of stains, and detailed medical illustrations—make this **an invaluable diagnostic aid** for every practicing pathologist, resident, or fellow. Written by leading pathologists, this second edition presents an **up-to-date, concise presentation** of major pathological, clinical, pathophysiological, and genetic information for **over 240 diagnoses**.



ISBN-13:
9780323377126
Publication Date:
28/03/2016

Diagnostic Pathology: Breast , 2nd Edition

By Lester & Hicks

Product Type: Hardcover

Price: €189.99

Subject Area: Medicine - Pathology

Part of the highly regarded *Diagnostic Pathology* series, *Diagnostic Pathology: Breast*, second edition, is a **visually stunning, easy-to-use reference** covering all aspects of breast pathology. Outstanding images, including gross and microscopic pathology, a wide range of supportive immunohistochemistry, and detailed medical illustrations with numerous examples of morphologic findings, make this **an invaluable diagnostic aid** for every practicing pathologist, resident, or fellow. This second edition incorporates the most recent clinical, pathological, histological, and molecular knowledge in the field to provide a comprehensive overview of all key issues relevant to today's practice.



Pathology



ISBN-13:
9780323377133
Publication Date:
29/08/2016

Diagnostic Pathology: Nonneoplastic Dermatopathology , 2nd Edition

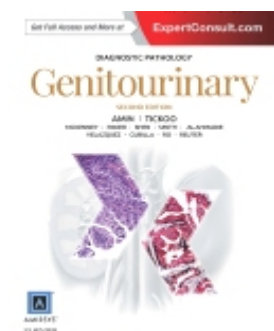
By Hall, Chisholm, Vandergriff & Jessup

Product Type: Hardcover

Price: €189.99

Subject Area: Medicine - Pathology

Part of the highly regarded *Diagnostic Pathology* series, ***Diagnostic Pathology: Nonneoplastic Dermatopathology, Second Edition*** is designed to **improve patient care** by breaking down the subject of inflammatory dermatopathology into digestible chapters, equipping physicians with the knowledge necessary to reach a confident diagnosis. **Classic histologic images** highlighting the most important findings are also included, making this a perfect visual aid for residents and practicing pathologists alike.



ISBN-13:
9780323377140
Publication Date:
07/06/2016

Diagnostic Pathology: Genitourinary , 2nd Edition

By Amin & Tickoo

Product Type: Hardcover

Price: €250.99

Subject Area: Medicine - Pathology

Part of the highly regarded *Diagnostic Pathology* series, this updated volume by Drs. Mahul B. Amin and Satish K. Tickoo is a **visually stunning, easy-to-use reference** covering all aspects of genitourinary pathology. Outstanding images - including gross pathology, a wide range of stains, and detailed medical illustrations - make this an **invaluable diagnostic aid** for every practicing pathologist, resident, or fellow. This 2nd Edition incorporates the most recent clinical, pathological, staging, and molecular knowledge in the field to provide a comprehensive overview of all key issues relevant to today's practice.



Pathology



ISBN-13:
9780323445924
Publication Date:
23/03/2016

Diagnostic Pathology: Neuropathology, 2nd Edition

By *Kleinschmidt-DeMasters, Tihan & Rodriguez*

Product Type: Hardcover

Price: €227.99

Subject Area: Medicine - Pathology

Part of the highly regarded *Diagnostic Pathology* series, ***Diagnostic Pathology: Neuropathology*** is a **visually stunning, easy-to-use reference** covering all aspects of neuropathology. Nearly 1,700 outstanding images, including a wide variety of pathology stains and high-quality medical illustrations, make this **an invaluable diagnostic aid** for every practicing pathologist, resident, or fellow. This second edition incorporates the most recent clinical, pathological, histological, and molecular knowledge in the field to provide a comprehensive overview of all key issues relevant to today's practice.
